




Easy English

How to use your FOGO bin

Manningham Council



MANNINGHAM

Hard words



This book has some hard words.

The first time we write a hard word

- the word is in **blue**

- we write what the hard word means.

You can get help with this book



You can get someone to help you

- read this book


- know what this book is about

- find more information.



We will write contact information at the end of this book.

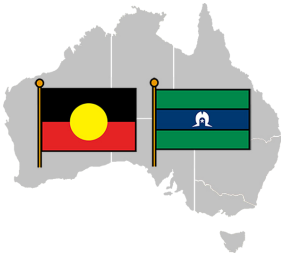
We acknowledge the First Nations people



Acknowledge means we accept the importance of **First Nations people's**

- culture

- language



- history.

First Nations people are the Aboriginal and Torres Strait Islander people.

In Manningham the First Nations people are called the Wurundjeri Woi-wurrung.

About this book



This book is from Manningham Council.




This book is about your green lid bin.

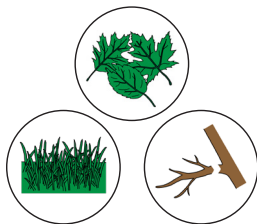


We call it the **FOGO** bin.

FOGO means **food organics** and **garden organics**.

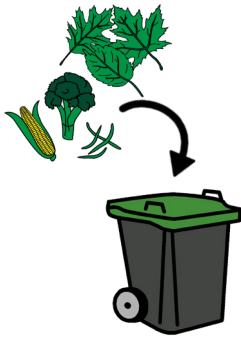


Food organics are things you can eat.



Garden organics are things that grow in a garden.

What will change for you



You can now put food and garden waste in your green lid bin.

Your green lid bin is the FOGO bin.



You will get a new **caddy**.

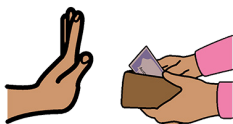
A caddy is a small bin to keep in your kitchen.



We will give you green liner bags for the caddy.



If you run out of green liner bags, we can give you more next year.




You get the caddy and the liner bags for free.



What can go in the FOGO bin?

All food can go in the FOGO bin. This includes



- fruit and vegetables



- meat and bones



- eggs and dairy




- seafood



- tea leaves and coffee



- bread and pizza



- pasta and rice



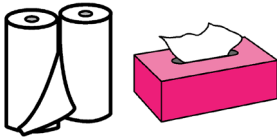

- chips and cereal.

What else can go in the FOGO bin?

You can put garden waste in the FOGO bin.

This includes

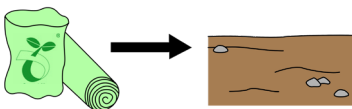
- twigs and small branches
- flowers and leaves
- grass and weeds.



You can put paper towels and tissues in the FOGO bin.



Our green liner bags can also go in the FOGO bin.



Our green liner bags are **compostable**.

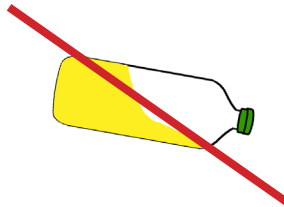
Compostable means something will become soil after a while.

What cannot go in the FOGO bin?

Things you **cannot** put in the FOGO bin include



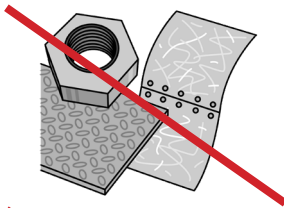
- plastic and stickers




- fat and oil



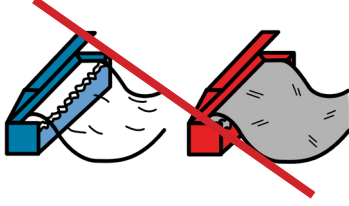
- glass



- metal



- rocks and shells

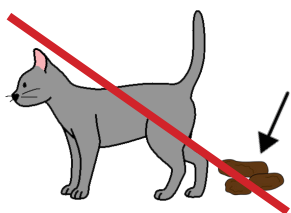


- cling wrap and foil

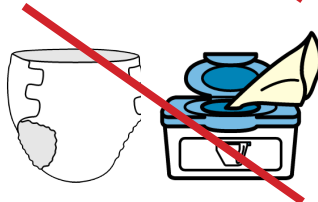


- tea bags.


Other things you **cannot** put in your FOGO bin include



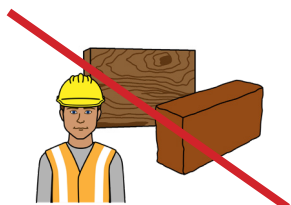
- animal poo and cat litter




- nappies and wipes



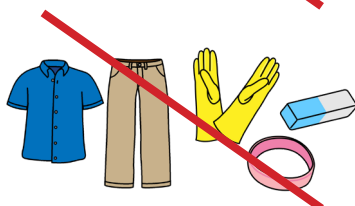
- vacuum dust



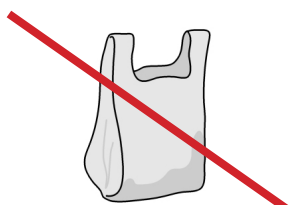
- building materials



- food packaging



- clothes and rubber

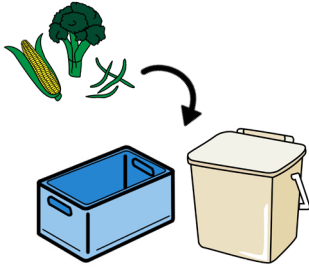


- plastic bags.



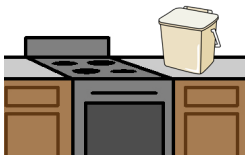
It is ok to put our compostable liner bags in the FOGO bin.

How to collect your food waste

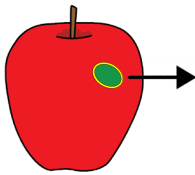


You can use the caddy to collect the food waste.


You can also use any other box.



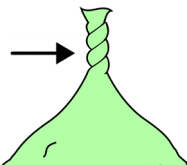
Keep the caddy or container near you when you make a meal in the kitchen.



Peel off stickers from vegetable and fruit skins.




When the caddy is full you can empty it all into the FOGO bin.



If you use a compostable liner bag

- twist it closed like a normal garbage bag



- put it in the FOGO bin.

How to keep the caddy clean




Use our green liner bag in the caddy.



You can also line the caddy with

- newspaper

or



- paper towel.



Rinse your caddy often.



You can use a dishwasher to clean the caddy.

How to keep the FOGO bin clean



Keep your FOGO bin outside in the shade.



Keep the green lid closed.



Rinse the bin from time to time.

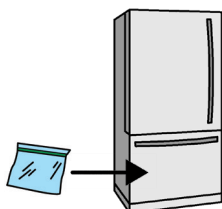


Your FOGO bin will smell less if you

- sprinkle some baking soda in the bin




- add some garden waste after you add food waste.



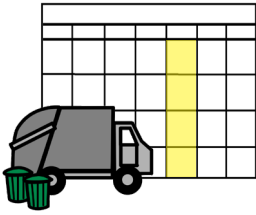
If you have smelly food waste like prawns you can

- keep it in a bag in the freezer



- wait until collection day to put it in the FOGO bin.

How often do we collect your FOGO bin?



We will collect your FOGO bin each week.



Put your FOGO bin out on the street on the night before the collection day.



You can look up your collection day on our website.

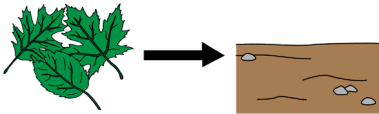


manningham.vic.gov.au/waste-and-recycling/bins-and-collections/bin-collection-days

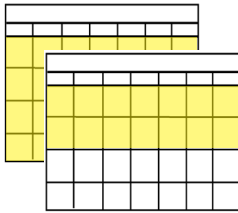
What happens with your food and garden waste?



Our garbage trucks will take your food and garden waste to a place that makes **compost**.



Compost means the soil you make out of food and garden waste.




It takes 6 weeks to make the compost.



The compost can be used in

- gardens



- farms.

More information




For more information contact
Manningham Council.



Call 03 9840 9333



Website manningham.vic.gov.au/FOGO



Email
manningham@manningham.vic.gov.au

Contact us if you need new green liner bags
for your kitchen caddy.



If you do not speak English

Use the free Translating and Interpreting Service or TIS.



Call 131 450

Give the TIS officer the phone number you want to call.



If you need help to speak or listen

The National Relay Service can help you make a phone call.



Call 1800 555 660



Website accesshub.gov.au/nrs-helpdesk

Give the relay officer the phone number you want to call.

Notes

Notes

This Easy English document was created by Scope (Aust) Ltd. in August 2023 using Picture Communication Symbols (PCS). PCS is a trademark of Tobii Dynavox, LLC. All rights reserved. Used with permission. This document must not be sold to third parties. The images must not be reused without permission. For more information about the images, contact Scope on 1300 472 673 or visit scopeaust.org.au

